


WIETA				
	Code Principle	Safe and Healthy Work Environment	Date	April 2016
	Subject	Fire Fighting Equipment Requirements	Internal Ref	03.06(a)
	Legal reference	SANS 10400		


Selection and number of fire extinguishers

The selection of the type of fire extinguisher will mainly depend on the types of fires that can be expected in a specific workplace. In accordance with the requirements of SANS Code 10105, portable fire extinguishers must be kept in all workplaces. Extinguishers must be placed such that it is within 23 meters from each workstation.


The number of fire extinguishers needed, will depend on the occupancy classification as per the following tables as contained in National Building Regulations (SANS 10400).

Class of occupancy or building	Occupancy
A1	Entertainment and public assembly
A2	Theatrical and indoor sport
A3	Places of instruction
A4	Places of Worship
A5	Outdoor sports
B1	High risk commercial services
B2	Moderate risk commercial service
B3	Low risk commercial service
C1	Exhibition hall
C2	Museums
D1	High risk industry

WIETA

	Code Principle	Safe and Healthy Work Environment	Date	April 2016
	Subject	Fire Fighting Equipment Requirements	Internal Ref	03.06(a)
	Legal reference	SANS 10400		

D2	Moderate risk industry
D3	Low risk industry
D4	Plant rooms
E1	Place of detention
E2	Hospitals
E3	Other institutional (residential)
F1	Large shop
F2	Small shop
Class of occupancy or building	Occupancy
F3	Wholesale stores
G1	Offices
H1	Hotel
H2	Dormitory
H3	Domestic residence
H4	Detached dwelling / house
J1	High risk storage
J2	Moderate risk storage
J3	Low risk storage
J4	Parking garage

WIETA				
	Code Principle	Safe and Healthy Work Environment	Date	April 2016
	Subject	Fire Fighting Equipment Requirements	Internal Ref	03.06(a)
	Legal reference	SANS 10400		

Based on the occupancy class the following number of fire extinguishers is prescribed for each occupancy class.

Fire risk	Classification of occupancy	Number of portable fire extinguishers relating to floor area
High	B1, D1, D2, J1, J2, J3	1/100 m ²
Moderate	A1, A2, A3, B2, C1, D3, E1, E2, E3, F1, F2, F3, G1, H1, H2	1/200 m ²
Low	A4, A5, B3, D4, H3, J4	1/400 m ²